



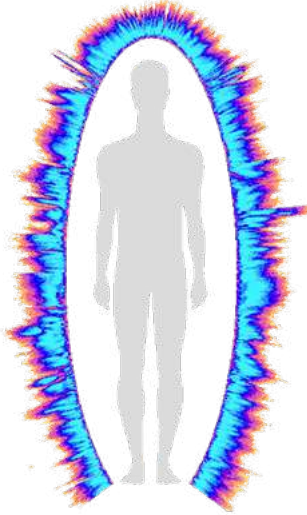
Bio-Well

Analysis of a Personal Energetic Homeostasis by Measuring Energy Field

Mr.Balan with Mobile Phone on ear for 20 minutes
2019-09-29

About Bio-Well

Bio-Well GDV Camera is a revolutionary, non-intrusive way to measure human energy field using a specialized camera and software system.



Bio-Well has been developed by the team of Dr. Konstantin Korotkov and brings the powerful technology known as Gas Discharge Visualization (GDV) technique to market in a more accessible way than ever before and developed together with US partners. The product consists of a desktop camera and accompanying software, which allows a user to quickly and easily conduct human energy scans. When a scan is conducted, a weak electrical current is applied to the fingertips for less than a millisecond. The object's response to this stimulus is the formation of a variation of an "electron cloud" composed of light energy photons. The electronic "glow" of this discharge, which is invisible to the human eye, is captured by the camera system and then translated and transmitted back in graphical representations to show energy, stress and vitality evaluations. Each scan returns a wealth of meaningful information to provide you with a truly holistic view of the state of your wellbeing.



The image, which we create in Bio-Well instrument, is based on ideas of Traditional Chinese Medicine and verified by 20 years of clinical experience by hundreds of medical doctors with many thousands of patients. The scanning process is quick, easy and non-intrusive. Get real time feedback on what factors - positive and negative - affect your energy state. View each scan in a variety of interesting ways with up to 7 result display options. With the BioWell Sputnik and Water Electrode,

measure environment, human emotions and water energies!

Bio-Well presents analysis of the Energy Field and allows to see its day-to-day transformation and the influence of different treatments, situations and stimulus to the Energy Field and hence, to the condition of a person. Friendly software makes data processing simple and convenient for non-experienced users. With Bio-Well you do not need to be a scientist to make full-scale scientific research! Bio-Well is being used by thousands of doctors, practitioners and researchers worldwide. Bio-Well does not measure the anatomical structure of the body, but records functional condition of organs and systems at the moment of measurement.

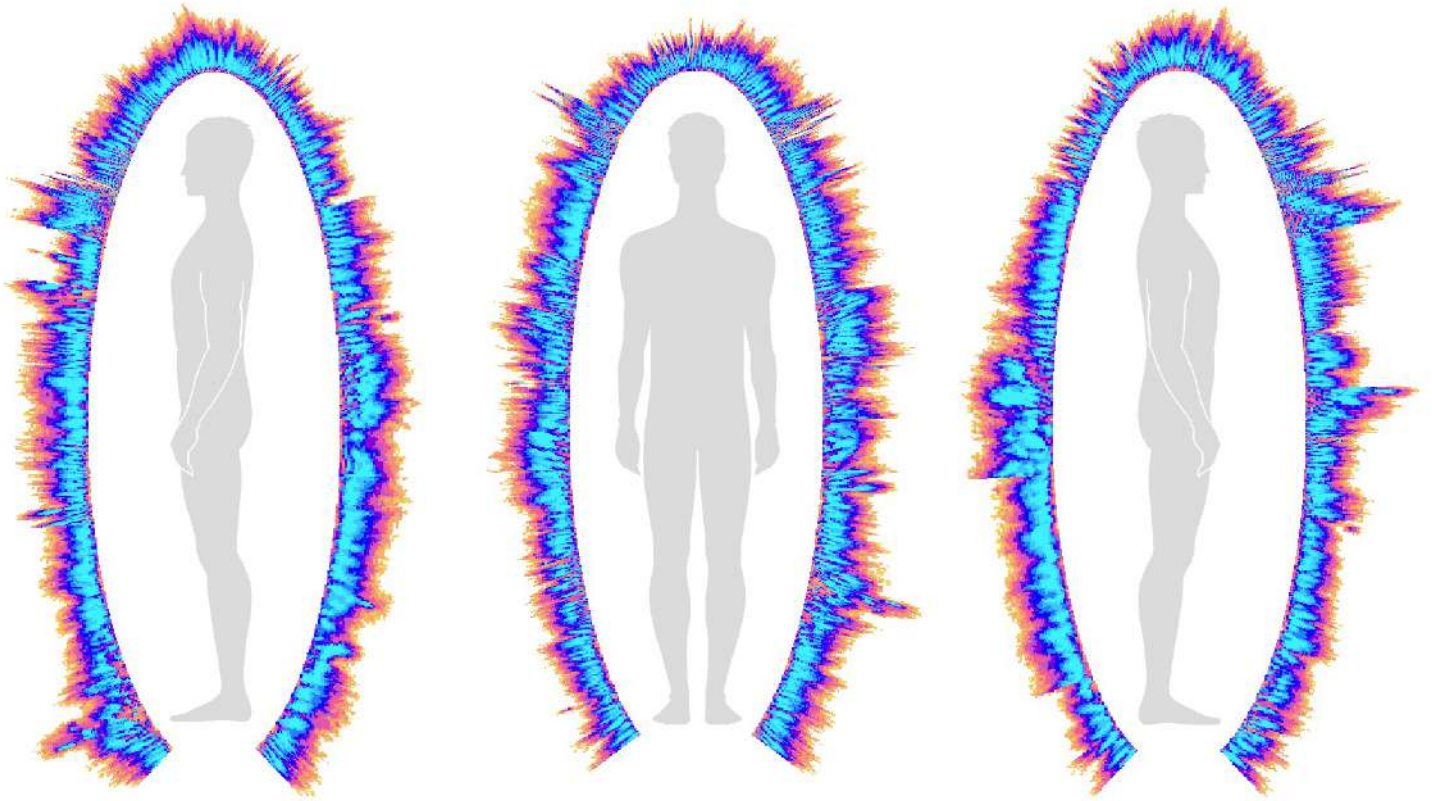
Bio-Well analysis has the following outcomes:

- Allows to define organs and systems of the body which need attention.
- Follow up response of the body to different influences (treatments, emotions, mobile phone, etc).
- Provides information on psycho-emotional state and level of stress (anxiety).
- Allows easily measure response of the body to different medications, supplements and food.

Bio-Well GDV Cameras are presented in 63 countries. To get more information go to www.bio-well.com.

Bio-Well is not a medical instrument, it is not designed for medical diagnostic. In case of health concerns, please, consult your doctor.

Energy Field



Energy 48 Joules ($\times 10^{-2}$) Balance 99%

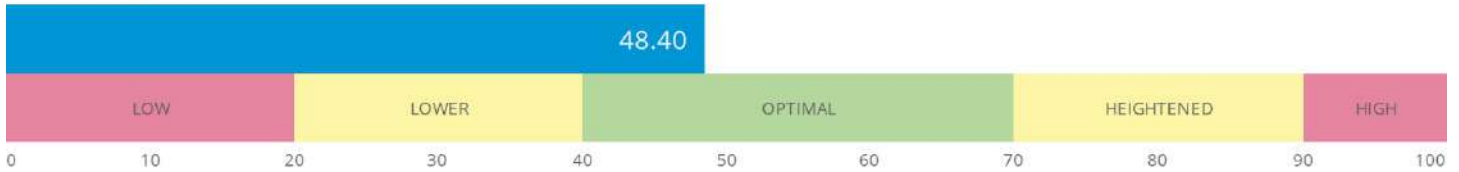
Human Energy Field - is the most sensitive reflection of the physical, emotional and, in some cases, spiritual condition of a person.

Analysis

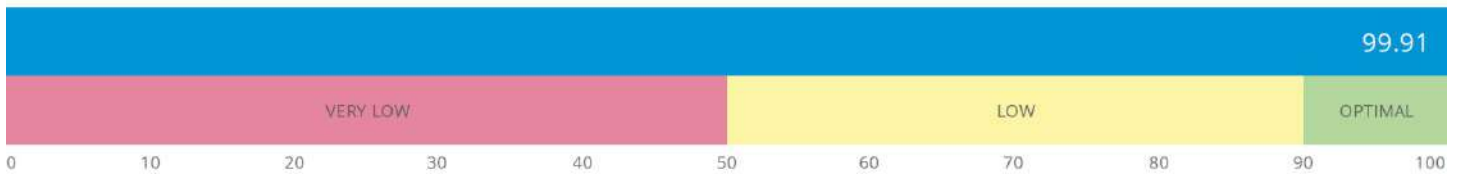
EMOTIONAL PRESSURE: **Anxiety**




ENERGY: **Optimal**



L/R SYMMETRY: **Optimal**



ORGANS BALANCE: **Optimal**



Energy

Demonstrate the level of energy for the particular person both in Joules and in %% related to the Database of apparently healthy people, measured from 0 to 100 Joules ($\times 10^{-2}$).

- **0 - 20 Joules ($\times 10^{-2}$)** - low energy (may be related to energy deficiency, as well as to meditative state)
- **20 - 40 Joules ($\times 10^{-2}$)** - decreased energy
- **40 - 70 Joules ($\times 10^{-2}$)** - typical energy
- **70 - 90 Joules ($\times 10^{-2}$)** - heightened energy - characteristic of people with high level of energy
- **90 - 100 Joules ($\times 10^{-2}$)** - high energy - typical for athletes, top managers, at the same time may be an indication of inflammation.

Balance

- **0 - 50%** - very low balance - indication of serious mis-functioning
- **50% - 90%** - low balance - indication of functional disorder
- **90% - 100%** - typical balance

Emotional Pressure

- **0 - 2** - very calm, relaxed people that may be due to several factors: deep meditation, complete inner peace; the effects of psychedelics; deep sleep in the peaceful phase; at the same time it may be the case of chronic depression or in some cases inflammation, severe disease; we'll discuss this in the next part of the book.
- **2 - 3** - normal calm quiescent state.
- **3 - 4** - the state of anxiety. The state of permanent anxiety without relaxations may be the reason for serious problems.
- **4 - 6** - the excited stress state characteristic of active work, excitement, intense activity. This state is typical in high-level managers, militaries and people with responsible jobs. It may be related as well to the high anxiety level.
- **6 - 8** - at least four possible situations:
 - The reaction to a previous stressful situation (an unpleasant conversation, illness, failure in the training process, driving in stressful conditions, etc.). In this case, it is necessary to calm the patient and repeat the measurement after

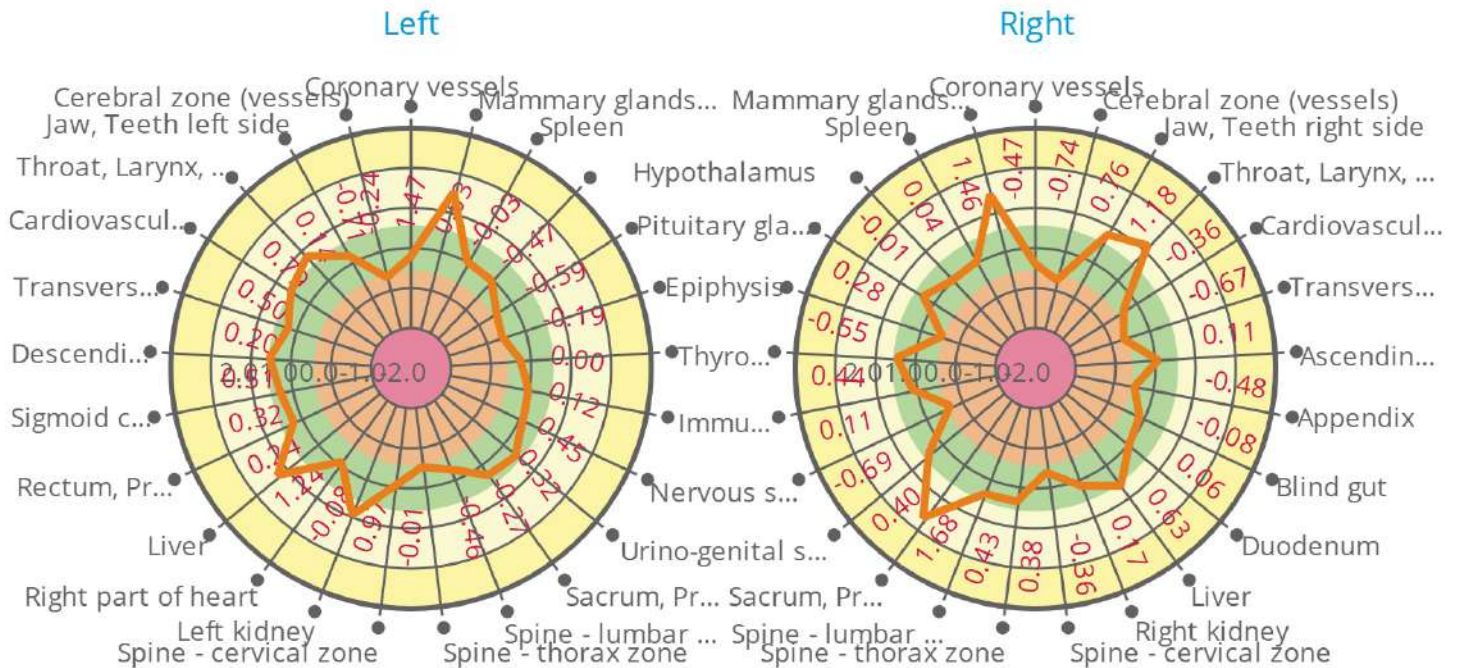


half an hour.

- Increased nervousness, accumulated over long periods of time stress, emotional stress, autonomic dysfunction.
- People with a special type of mentality that can quickly switch from a state of extreme excitement, nervousness, in the quiescent state.
- The state of overtraining, fatigue, risk of injury.
- Athletes in the moment of competition, actors at the performance, students at exams, etc.
- Children in a state of nervous excitement.
- **8 - 10** - a very high level of stress, the peak of emotional excitement. If a patient with activation level 8-10 appears calm, this could indicate a dangerous situation: the person is on the verge of a nervous breakdown, so be aware and exercise caution.

Health status

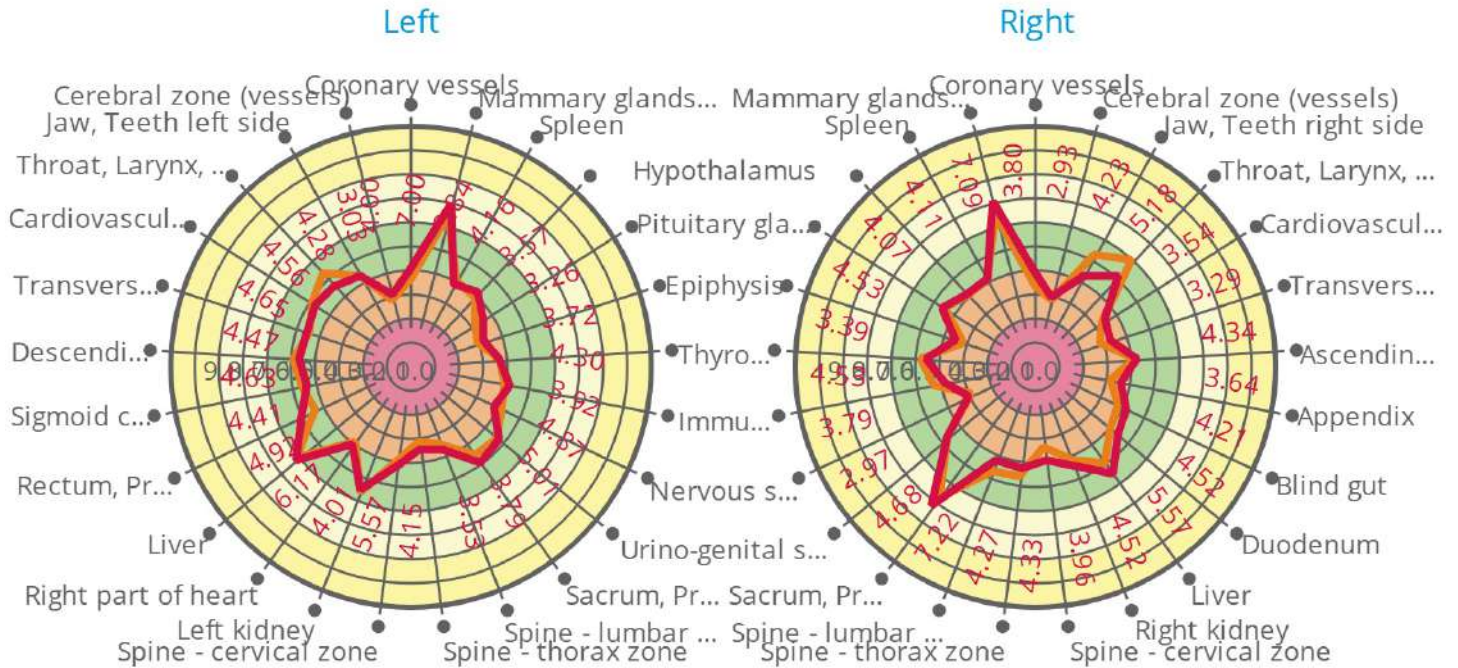
Reflects energy re-distribution for different organs and systems



The Health Status is designed for analysis the functional state of the human body, by calculating the integral parameters of energy distribution in the body and in organs and for their comparison with reference parameters of a practically healthy person calculated in according with the database.

The optimal energy level corresponds to the green zone in the middle. The inner circle is the area of energy deficiency (hypo-energy state). The outer ring is the area of energy excess (hyper-energy state).

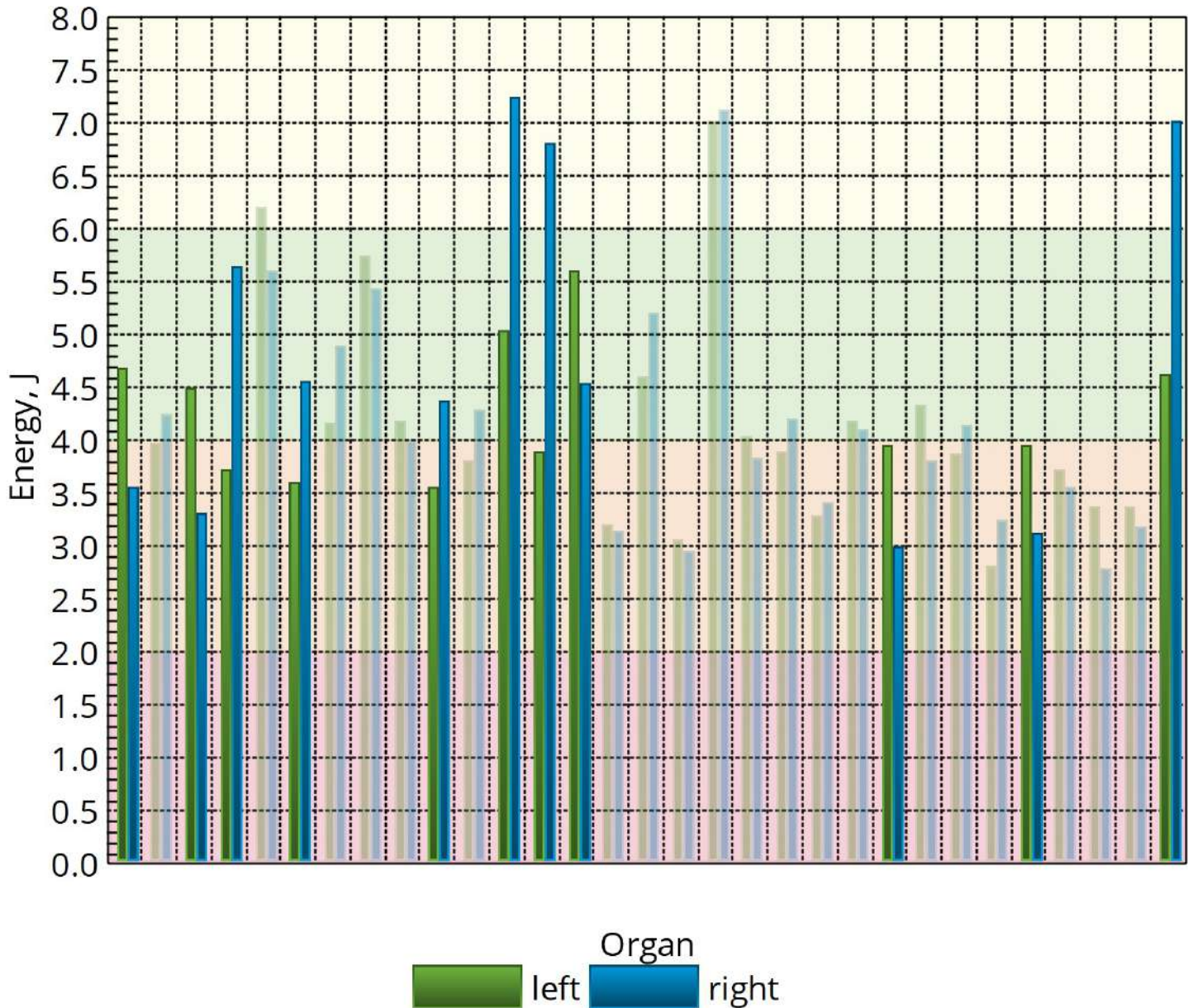
Energy Reserve 81%



The Energy Reserve is designed for analysis of the functional state of the human body, by calculating the Energy parameter of the particular organ. Represents energy reserve of different cells of the body. Comparison with the Health Status demonstrates the level of energy kept in the cells comparing with energy being used at the moment. It is beneficial when the Energy Reserve outline is wider/larger than the Health Status outline (applicable only with the appropriate calibration).

- Energy Reserve < 20% - low level
- Energy Reserve from 20% to 60% - optimal level
- Energy Reserve > 60% - high level

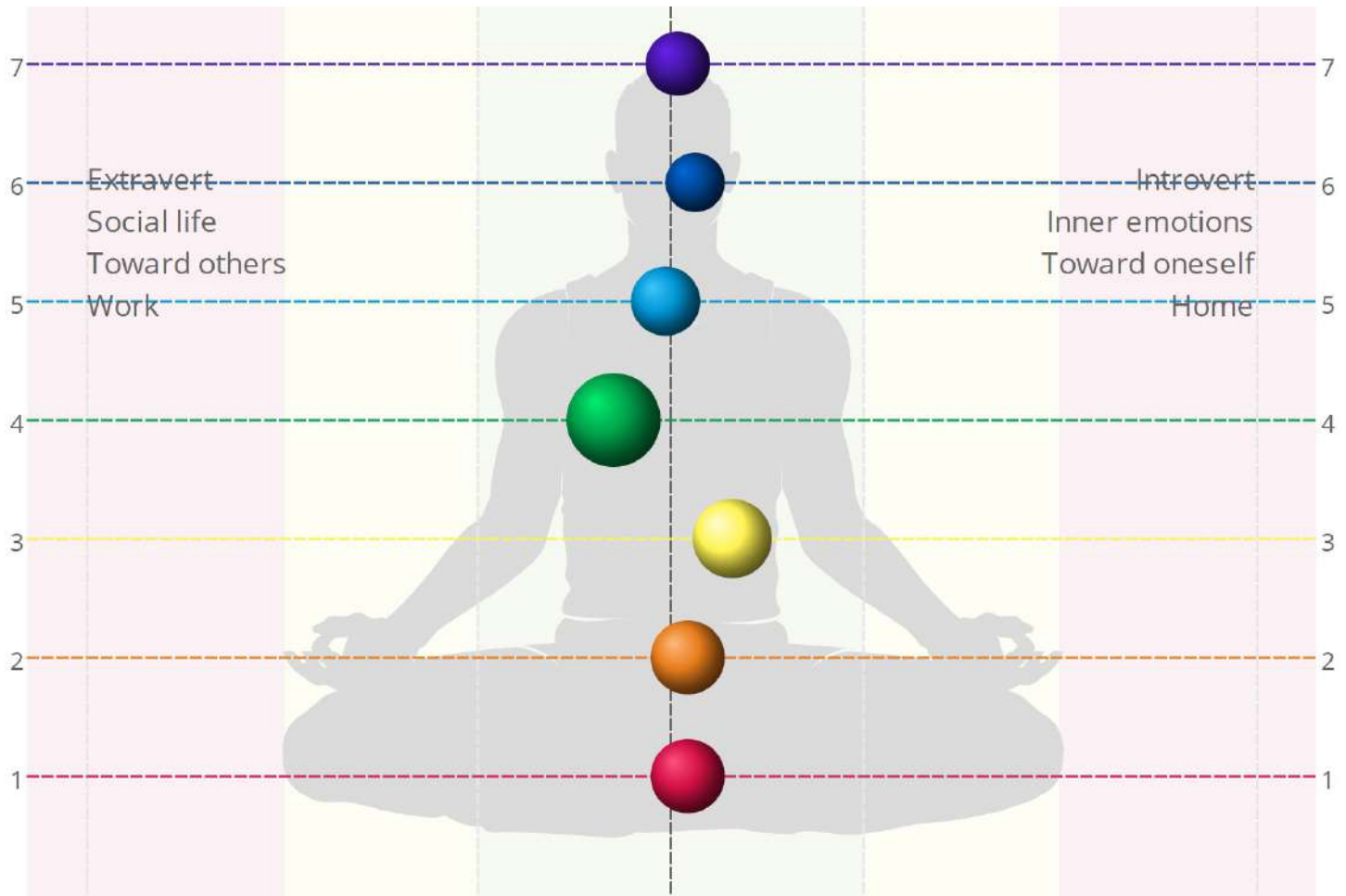
Energy balance



1. Cardiovascular system
2. Heart
3. Colon - transverse
4. Pancreas, Spleen
5. Liver
6. Pituitary gland
7. Thyroid gland
8. Adrenals
9. Spine - cervical zone
10. Spine - thorax zone
11. Spine - lumbar zone
12. Sacrum
13. Coccyx, Pelvis minor zone
14. Kidneys
15. Ears, nose, maxillary sinus
16. Throat, larynx, trachea
17. Cerebral zone (vessels)
18. Mammary glands (for women), Respiratory system
19. Coronary vessels
20. Thorax zone
21. Epiphysis
22. Hypothalamus
23. Nervous system
24. Immune system
25. Spleen, Pancreas
26. Right eye
27. Left eye
28. Jaw, Teeth
29. Cerebral zone (cortex)
30. Eyes
31. Prostate (for men)

Highlighted bars correspond to significant difference between energy of the particular system or organ on the left and right hands.

Chakras



Alignment 95%

According to Eastern metaphysical theories and principles of Ayurvedic Indian medicine, there are seven "Chakras" or integrated energy centers that are considered to affect physical, mental, emotional, and spiritual well-being. In the Bio-Well programs Chakras reflect emotional state of a person. Chakras are related to energy flow internally and externally. They are not stable and may change every other minute. Stability of Chakras is indication of emotional balance of a person. Ideal balance of Chakras may be seen for people involved in daily meditation and mental training.

Shift Chakras to the right (when we look to the picture) is related to the inner emotional reactions of a person.

Shift Chakras to the left (when we look to the picture) is related to the response to environmental situation (other people, electromagnetic fields, weather, etc).

Chakras

Psychosomatic approach. Connection of functional state of organs with psychological state.

Energy centers (or Chakras) are calculated according to the organs and systems situated in different parts of the body.

Size of the center – medium level of energy of organs and systems that correspond to this center.

Balance of the center (Left/right orientation) – is the difference between the energies of the corresponding to the specific center organs and systems on the left and right hands.

Grey corridor on the graph – norm. Left side from the center of the image – social life, extroversion. Right side – private life, introversion.

Chakra 1 - Red – self-confidence, sexual power. Extreme right – shy and not self-confident person. Extreme left – too self-confident person, searching for proofs of his/her superiority.

Chakra 2 - Orange – material work, job or home. Extreme right – don't want to go out of home, evading problems on work. Extreme left – don't want to return home from work, evading house problems.

Chakra 3 - Yellow – willingness to solve problems (personal or other's). Extreme right – not eager to help others, concentrated on personal problems. Extreme left – eager to help anyone just not to work on personal problems.

Chakra 4 - Green – love, sympathy, empathy. Extreme right – egoist. Extreme left – altruist.

Chakra 5 - Light blue – non-material work (art, painting, poems composition), verbal communication. Extreme right – non-communicative person, not sharing his/her art with others. Extreme left – non-stop talking, show-off person.

Chakra 6 - Blue – approach to solving tasks and search of information. Extreme right – thinks that there is only one right opinion – own, all others are not. Extreme left – doesn't have own opinion, always ask for help in any situation.

Chakra 7 - Magenta – relations with God, fanatic or atheist. Extreme right – thinks that he/she can do anything and there will be no consequences. Extreme left – waits when God will solve his/her problems.

Functional condition of organs and systems

System	Organ	Energy, Joules ($\times 10^{-2}$)	Balance, %
Head energy		3.27	92.27
	Eyes energy	3.25	93.87
	Ears, nose, maxillary sinus energy	3.15	98.31
	Jaw, Teeth energy	3.62	95.23
	Cerebral zone (cortex) energy	3.05	80.78
Cardiovascular system energy		3.76	92.52
	Cardiovascular system energy	4.10	72.89
	Heart energy	4.08	93.01
	Cerebral zone (vessels) energy	2.98	96.73
	Coronary vessels energy	3.90	94.75
Respiratory system energy		5.31	93.58
	Throat, larynx, trachea energy	4.87	87.36
	Mammary glands (for women), Respiratory system energy	7.04	98.75
	Thorax zone energy	4.02	92.07
Endocrine system energy		4.31	88.09
	Hypothalamus energy	4.12	97.85
	Epiphysis energy	3.32	96.14
	Pituitary gland energy	4.05	76.26
	Thyroid gland energy	4.50	84.12
	Pancreas, Spleen energy	4.65	58.67
	Adrenals energy	5.56	94.39
	Spleen, Pancreas energy	3.97	93.24
Musculoskeletal system energy		4.69	73.46
	Spine - cervical zone energy	4.06	95.34
	Spine - thorax zone energy	3.93	79.63
	Spine - lumbar zone energy	4.03	88.07
	Sacrum energy	6.11	63.90
	Coccyx, Pelvis minor zone energy	5.32	45.04
Digestive system energy		4.68	99.01
	Colon - descending energy	4.63	
	Colon - sigmoid energy	4.41	
	Rectum energy	4.92	
	Blind gut energy	4.21	
	Colon - ascending energy	4.34	
	Colon - transverse energy	3.88	69.56
	Duodenum energy	4.52	
	Ileum energy	6.96	
	Jejunum energy	3.92	
	Liver energy	5.87	89.80
	Pancreas, Spleen energy	4.65	58.67
	Gallbladder energy	5.20	
	Appendix energy	3.64	
	Abdominal zone energy	4.09	



Urino-genital system energy		5.20	92.58
	Urino-genital system energy	4.78	95.94
	Kidneys energy	5.04	79.18
	Prostate (for men) energy	5.80	58.55
Nervous system energy		3.45	72.43
	Nervous system energy	3.45	72.43
Immune system energy		4.04	87.37
	Immune system energy	4.04	87.37

Very low

Low

Normal

Increased

High



Conclusions and Recommendations From Energy Field Analysis

Emotional pressure (4):

- Anxiety level increased, activation of reaction to the external influences.

Energy (48):

- Optimal level of energy

L/R Symmetry is equilibrium between left and right parts of the brain. Measure of harmony. (100%):

- Optimal balance of the left/right parts of the brain. You can cope with stress and problems by yourself.

Health status left (0.17):

- Optimal level of homeostais. Balanced power inputs and energy consumption.

Health status right (0.15):

- Optimal level of homeostais. Balanced power inputs and energy consumption.

Energy reserve (80.82):

- Activation of the system

Balance:

- Autonomic disbalance

Organs of attention:

- Sacrum, Prostate (for men)
- Mammary glands (for women), Respiratory system